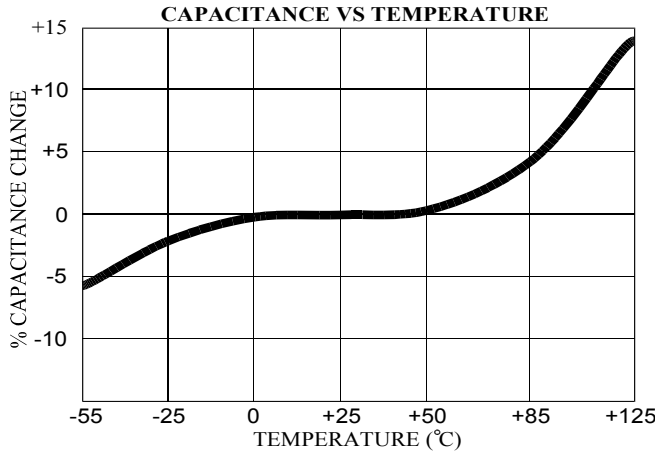


Polyester & Foil

Typical Characteristics

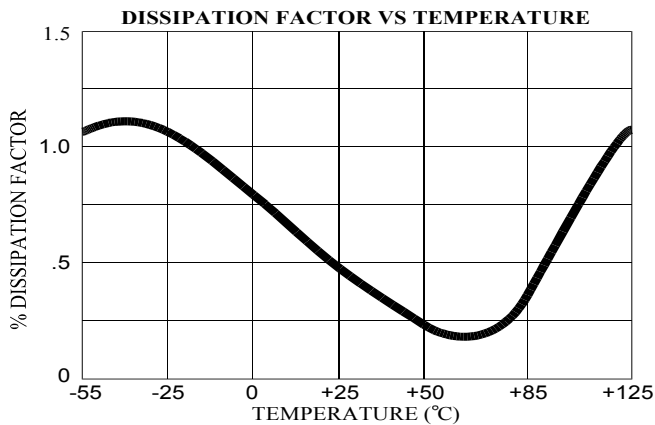


TEMPERATURE:

Rated voltage from -55° C to +85° C;
to +125° C with 50% voltage derating.

DIELECTRIC VOLTAGE TEST:

Will withstand the application of 200% rated voltage, at 25° C, for a period of time not to exceed one minute. Current limited to 5 milliamperes.



DISSIPATION FACTOR:

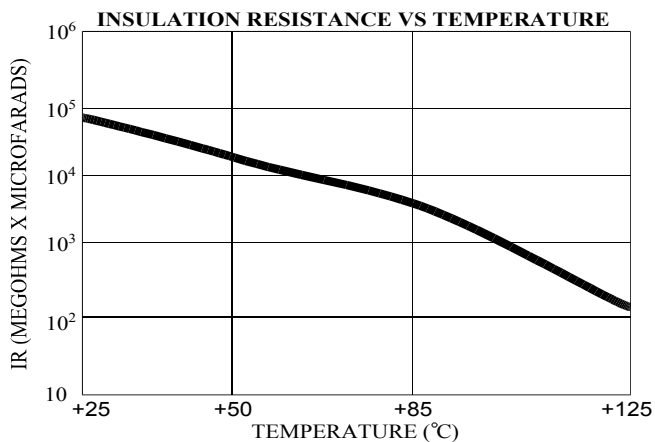
Shall not exceed 1.0% at 25° C.

MEASUREMENT CRITERIA:

Measurement frequency for capacitance and dissipation factor shall be 1000Hz for values under 1mfd; 120Hz for 1mfd and over.

LIFE TEST:

Will withstand the application of 100% rated voltage at +125° C for 250 hrs. with not more than one failure in twelve permitted.



INSULATION RESISTANCE:

When measured at rated voltage or 500VDC, whichever is less, for a time not exceeding two minutes, units shall meet the minimum values below.

TEMP. (°C)	MEG. X MFDS	MEG. (need not exceed)
+25	40,000	80,000
+85	4,000	8,000
+125	80	160

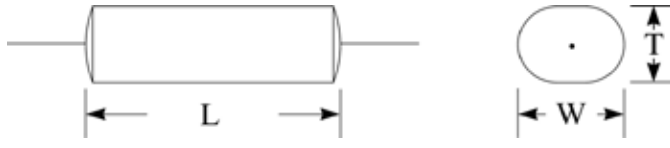
B11

POLYESTER & FOIL

Axial Lead

OVAL

Wrap & Fill



LEAD LENGTH = 1.5" MIN.

Lead Gauge	200VDC	400VDC	600VDC
24AWG	.001 - .10	.001 - .033	.001 - .015
22AWG	.12 - .22	.039 - .10	.018 - .047
20AWG	.27 - 2.0	.12 - 1.0	.056 - .47

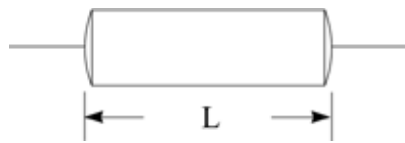
MFD	200 VDC				400 VDC				600 VDC			
	T +.05	W +.05	L +.05	PART NO.	T +.05	W +.05	L +.05	PART NO.	T +.05	W +.05	L +.05	PART NO.
.0010	.11	.20	.53	B11C102	.11	.20	.53	B11E102	.11	.20	.53	B11F102
.0012	.11	.20	.53	B11C122	.11	.20	.53	B11E122	.11	.20	.53	B11F122
.0015	.11	.20	.53	B11C152	.11	.20	.53	B11E152	.11	.20	.53	B11F152
.0018	.11	.20	.53	B11C182	.11	.20	.53	B11E182	.11	.20	.68	B11F182
.0022	.11	.20	.53	B11C222	.11	.20	.53	B11E222	.11	.20	.68	B11F222
.0027	.11	.20	.53	B11C272	.11	.20	.53	B11E272	.11	.20	.68	B11F272
.0033	.11	.20	.53	B11C332	.11	.20	.53	B11E332	.11	.20	.68	B11F332
.0039	.11	.20	.53	B11C392	.11	.20	.68	B11E392	.13	.22	.68	B11F392
.0047	.11	.20	.53	B11C472	.11	.20	.68	B11E472	.14	.23	.68	B11F472
.0056	.11	.20	.53	B11C562	.11	.20	.68	B11E562	.13	.22	.81	B11F562
.0068	.11	.20	.53	B11C682	.11	.20	.68	B11E682	.14	.23	.81	B11F682
.0082	.11	.20	.53	B11C822	.13	.22	.68	B11E822	.17	.26	.81	B11F822
.010	.11	.20	.53	B11C103	.14	.23	.68	B11E103	.19	.28	.81	B11F103
.012	.11	.20	.68	B11C123	.13	.22	.81	B11E123	.20	.29	.81	B11F123
.015	.11	.20	.68	B11C153	.14	.23	.81	B11E153	.20	.29	.81	B11F153
.018	.13	.22	.68	B11C183	.17	.27	.81	B11E183	.24	.33	.95	B11F183
.022	.14	.23	.68	B11C223	.18	.28	.81	B11E223	.25	.34	.95	B11F223
.027	.15	.25	.68	B11C273	.19	.29	.81	B11E273	.26	.35	.95	B11F273
.033	.16	.26	.68	B11C333	.20	.29	.81	B11E333	.26	.35	.95	B11F333
.039	.17	.27	.81	B11C393	.25	.34	.95	B11E393	.30	.39	.95	B11F393
.047	.17	.27	.81	B11C473	.26	.35	.95	B11E473	.33	.42	.95	B11F473
.056	.18	.28	.81	B11C563	.29	.38	.95	B11E563	.38	.47	1.17	B11F563
.068	.18	.28	.81	B11C683	.31	.40	.95	B11E683	.39	.48	1.17	B11F683
.082	.20	.30	.81	B11C823	.32	.41	.95	B11E823	.40	.56	1.17	B11F823
.10	.21	.31	.81	B11C104	.33	.42	.95	B11E104	.41	.57	1.17	B11F104
.12	.25	.34	.95	B11C124	.38	.47	1.17	B11E124	.44	.61	1.45	B11F124
.15	.26	.35	.95	B11C154	.39	.48	1.17	B11E154	.45	.62	1.45	B11F154
.18	.28	.37	.95	B11C184	.40	.56	1.17	B11E184	.46	.63	1.45	B11F184
.22	.29	.38	.95	B11C224	.41	.57	1.17	B11E224	.47	.63	1.45	B11F224
.27	.27	.44	1.17	B11C274	.40	.56	1.45	B11E274	.57	.73	1.68	B11F274
.33	.28	.45	1.17	B11C334	.41	.57	1.45	B11E334	.59	.75	1.68	B11F334
.39	.32	.49	1.17	B11C394	.46	.62	1.68	B11E394	.64	.80	1.95	B11F394
.47	.35	.52	1.17	B11C474	.47	.63	1.68	B11E474	.66	.82	1.95	B11F474
.56	.38	.55	1.17	B11C564	.53	.69	1.95	B11E564				
.68	.41	.57	1.17	B11C684	.54	.70	1.95	B11E684				
.82	.40	.56	1.45	B11C824	.60	.76	1.95	B11E824				
1.0	.41	.57	1.45	B11C105	.66	.82	1.95	B11E105				
1.2	.48	.64	1.45	B11C125								
1.5	.54	.70	1.45	B11C155								
1.8	.57	.73	1.68	B11C185								
2.0	.59	.75	1.68	B11C205								

Add letter to the end of the part number to specify the tolerance.

- ±20% = M
- ±10% = K
- ±5% = J
- ±3% = H
- ±2% = G
- ±1% = F

B21

POLYESTER & FOIL



LEAD LENGTH = 1.5" MIN.

Axial Lead ROUND Wrap & Fill

Lead Gauge	200VDC	400VDC	600VDC
24AWG	.001 - .10	.001 - .033	.001 - .015
22AWG	.12 - .22	.039 - .10	.018 - .047
20AWG	.27 - 2.0	.12 - 1.0	.056 - .47

MFD	200 VDC			400 VDC			600 VDC		
	D +.05	L +.05	PART NO.	D +.05	L +.05	PART NO.	D +.05	L +.05	PART NO.
.0010	.14	.53	B21C102	.14	.53	B21E102	.14	.53	B21F102
.0012	.14	.53	B21C122	.14	.53	B21E122	.14	.53	B21F122
.0015	.14	.53	B21C152	.14	.53	B21E152	.14	.53	B21F152
.0018	.14	.53	B21C182	.14	.53	B21E182	.16	.68	B21F182
.0022	.14	.53	B21C222	.14	.53	B21E222	.17	.68	B21F222
.0027	.14	.53	B21C272	.16	.53	B21E272	.17	.68	B21F272
.0033	.14	.53	B21C332	.17	.53	B21E332	.17	.68	B21F332
.0039	.14	.53	B21C392	.16	.68	B21E392	.19	.68	B21F392
.0047	.14	.53	B21C472	.17	.68	B21E472	.20	.68	B21F472
.0056	.14	.53	B21C562	.17	.68	B21E562	.19	.81	B21F562
.0068	.14	.53	B21C682	.17	.68	B21E682	.20	.81	B21F682
.0082	.16	.53	B21C822	.19	.68	B21E822	.23	.81	B21F822
.010	.17	.53	B21C103	.20	.68	B21E103	.24	.81	B21F103
.012	.17	.53	B21C123	.19	.81	B21E123	.25	.81	B21F123
.015	.17	.68	B21C153	.20	.81	B21E153	.25	.81	B21F153
.018	.19	.68	B21C183	.23	.81	B21E183	.30	.95	B21F183
.022	.20	.68	B21C223	.24	.81	B21E223	.31	.95	B21F223
.027	.21	.68	B21C273	.25	.81	B21E273	.32	.95	B21F273
.033	.22	.68	B21C333	.26	.81	B21E333	.32	.95	B21F333
.039	.22	.81	B21C393	.31	.95	B21E393	.36	.95	B21F393
.047	.23	.81	B21C473	.32	.95	B21E473	.39	.95	B21F473
.056	.24	.81	B21C563	.35	.95	B21E563	.44	1.17	B21F563
.068	.24	.81	B21C683	.37	.95	B21E683	.45	1.17	B21F683
.082	.25	.81	B21C823	.38	.95	B21E823	.48	1.17	B21F823
.10	.26	.81	B21C104	.39	.95	B21E104	.51	1.17	B21F104
.12	.31	.95	B21C124	.44	1.17	B21E124	.53	1.45	B21F124
.15	.32	.95	B21C154	.45	1.17	B21E154	.55	1.45	B21F154
.18	.34	.95	B21C184	.48	1.17	B21E184	.56	1.45	B21F184
.22	.35	.95	B21C224	.51	1.17	B21E224	.57	1.45	B21F224
.27	.37	1.17	B21C274	.50	1.45	B21E274	.67	1.68	B21F274
.33	.38	1.17	B21C334	.51	1.45	B21E334	.69	1.68	B21F334
.39	.42	1.17	B21C394	.56	1.68	B21E394	.74	1.95	B21F394
.47	.45	1.17	B21C474	.57	1.68	B21E474	.76	1.95	B21F474
.56	.48	1.17	B21C564	.63	1.95	B21E564			
.68	.51	1.17	B21C684	.64	1.95	B21E684			
.82	.50	1.45	B21C824	.70	1.95	B21E824			
1.0	.51	1.45	B21C105	.76	1.95	B21E105			
1.2	.58	1.45	B21C125						
1.5	.64	1.45	B21C155						
1.8	.74	1.68	B21C185						
2.0	.75	1.68	B21C205						

Add letter to the end of the part number to specify the tolerance.

- ±20% = M
- ±10% = K
- ±5% = J
- ±3% = H
- ±2% = G
- ±1% = F